

WBOPDC
KERBSIDE
· COLLECTIVE ·

**Guide to using
your bins**

**Don't let our future go to waste.
Help reduce the landfill bulge!**



**Western
Bay of Plenty**
District Council



Nau Mai, Welcome to the Kerbside Collective

We're on a mission to reduce waste going to landfill. It's great to have you on the journey!

Inside you'll find everything you need to know about your bin service - including when and how to put out your bins for collection, what goes in each bin, and how the pay-as-you-throw (PAYT) tags work.

Which service do I receive?

Full service

A full kerbside rubbish and recycling service is provided to those located within our 'Urban' zone.

The cost for this service is \$166, included in your annual rates invoice.



The bins include:

Pay-as-you-throw

			
Recycling bin 240 litres Fortnightly	Rubbish bin 140 litres Available weekly	Glass recycling 45 litres Fortnightly	Food scraps bin 23 litres Weekly

Partial service

A partial kerbside rubbish and recycling service (this does not include the 23L food scraps lockable bin) is provided to those located within our 'Rural' zone.

The cost for this service is \$106, included in your annual rates invoice.



The bins include:

Pay-as-you-throw

		
Recycling bin 240 litres Fortnightly	Rubbish bin 140 litres Available weekly	Glass recycling 45 litres Fortnightly



Get to know your bins

Find out what can and can't
go in each of your bins.

Rubbish Ruapara

140 litres

Your red lid rubbish bin is for rubbish that goes straight to landfill. It should only contain household material that can't go in the recycling, glass or food scraps bins.

Please reduce what we send to landfill by reusing, recycling and composting as much as possible.




What goes in this bin



Drink cartons and plastics



All lids



Polystyrene



Nappies, hygiene products and wet wipes



Broken bottles, glasses (wrapped in newspaper)



Soft plastics e.g. plastic bags and cling film



Coffee cups and lids



NO Batteries
- take to recycling centres

NO Medical waste (needles etc)
- take to your local pharmacy

NO Hazardous waste / chemicals
- take to a transfer station

NO Hot ash

NO Paint solvents / chemicals
- take to a transfer station

NO Battery operated appliances

Recycling Hangarua

240 litres

You can use your yellow lid recycling bin for mixed recycling (except glass). All recycling needs to be rinsed first before putting into this bin. Please empty any liquids, scrape off grease and any leftover food - this is to avoid contamination of the recyclable items. By recycling you help save energy, greenhouse gas emissions, water and the use of new resources. Please note this bin only accepts number 1, 2 and 5 plastics.



What goes in this bin




Keep it clean

Dirty items or bottles containing liquids will be treated as waste and sent to landfill.

Free from bin liners

Please don't put your recycling in bin liners or plastic bags.



Plastic meat trays, bottles and containers - rinsed and lids removed. Can be green, clear, brown or blue.



Paper, egg cartons and flattened cardboard



Tins and aluminium cans



Milk bottles - rinsed and lids removed



Empty aerosol cans



Please place in your red lid rubbish bin.

NO Drink cartons, Tetra Pak or plastics with #3, #4, #6 and #7

NO Soft plastics and packaging e.g. plastic bags

NO Compostable items

NO Lids

NO Coffee / takeaway cups or lids

NO Clothing

NO Toys

NO Polystyrene

NO Nappies

Glass recycling Karaehe

45 litres

Remember, all glass needs to be rinsed and lids removed first before putting into this bin.

No broken glass, light bulbs or fluorescent tubes, cookware or drinking glasses will be accepted.



What goes in this bin



Glass beverage bottles - rinsed and lids removed



Glass food jars - rinsed and lids removed



Fill up to line only

Please do not fill the bin past the top edge. The bin will not be emptied if past the top edge.



NO Broken glass and bottles*

NO Light bulbs or fluorescent tubes*
- take to recycling centres

NO Medicine or vape ware

NO TV or computer screens

NO Perfume bottles, cookware or drinking glasses

NO Window panes or mirrors*

NO Bottles with liquids

Please place in your red lid rubbish bin.

*Please wrap these items in paper

Food scraps Para kai

23 litres

This bin is only available to households receiving a full set of bins as part of the kerbside rubbish and recycling service.

Food waste collection has multiple environmental benefits - reduces need for new landfills, reduces emissions from anaerobic decomposition and reduces precious nutrients "lost" into landfill.



What goes in this bin



Fruit and vegetable stalks, peels and cores



Meat, fish, bones and cooled fat



Egg shells and seafood shells



Coffee grounds and tea leaves



Indoor cut flowers and bouquets



Kitchen paper towels

Tips to reduce smells

You can line this food scraps bin with brown paper or newspaper, or freeze scraps until collection day, to help keep the bin clean and odour free.



NO Cigarette butts

NO Fruit stickers

NO Tea bags

NO Liquids

NO Animal waste and pet sand

NO Grass clippings or greenwaste

Please place in your red lid rubbish bin.

NO Plastic or compostable bags or bin liners

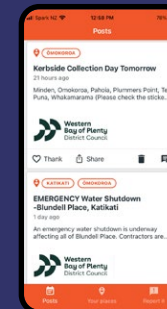
NO Cling film, food wrapping, waxed paper or aluminium foil

NO Compostable packaging - paper coffee cups or lids



Putting out your bins

Now that you know what goes in your bins, here's how to ensure everything is ready for collection day.



Never forget your bin day again

For reminder notifications straight to your mobile each week, make sure you download the Antenno app - available for FREE on the App Store and Google Play.



Antenno
Be Informed. Get Involved.



Kerbside rules

Note: Only Western Bay of Plenty District Council branded bins will be emptied.

Do not overfill
Lids must close properly
Lids must open towards street

Remember, put bins out by **7am** on collection day

PAYT tag must be on rubbish bin to be collected



Contents must not spill over top edge of glass crate

30cm distance around large bins

Clear space in front of large bins

Bins not collected?

If your bin has not been emptied, look for a tag that tells you why it was left – perhaps there were incorrect items inside, it was overfilled or presented incorrectly.

Remove incorrect and/or excessive items and present your bin correctly on the next collection week for the bin.

Please call Council on 0800 926 732 if there was no tag attached to your bin.



NO incorrectly filled bins. These will not be picked up

NO blocking of driveways

NO waste in bags or boxes beside bins

NO third party bins will be collected

When are the bins collected?

Any week



Rubbish bin
140 litres



Food scraps bin*
23 litres

Alternating weeks



Recycling bin
240 litres



Glass recycling
45 litres

How to find your collection day and week

Step 1:

Locate the collection day for all your bins on the red lid rubbish or yellow lid recycling bin sticker.

Step 2:

Find your yellow lid recycling bin week (week 1 or 2) on the recycling bin sticker only.



Your bin sticker is located on the side of these bins

Step 3:

Find where your yellow lid recycling bin week is on the supplied calendar.

Step 4:

Please alternate the blue glass bin collection week with the yellow lid recycling bin week.

JULY 2023

M	T	W	T	F	S	S
					1	2
3	4	5	6	7	8	9
10	11	12	13	14	15	16
17	18	19	20	21	22	23
Week 1				Week 2		

Need further help to find your collection day?

Freephone 0800 926 732

Online kerbsidecollective.co.nz

Use our Antenna App

Get weekly reminders on which bins to put out.

 **Antenna**
Be informed. Get involved.



*Only available for households receiving a full service

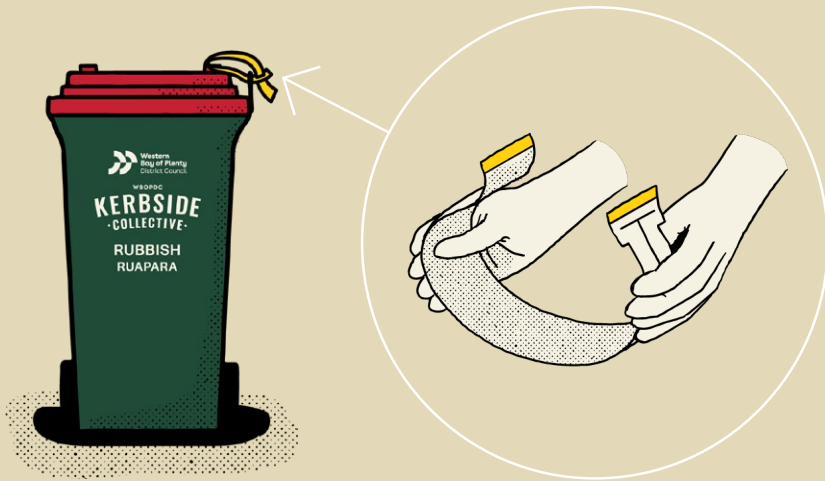
Pay-as-you-throw tag (PAYT)

If you'd like your red lid rubbish bin collected, you'll need to purchase a pay-as-you-throw (PAYT) tag.

This gives you the choice of how much waste you put out for collection, and helps reduce the amount of rubbish going to landfill.

A reminder for holiday home managers

If you manage holiday home rentals in the Western Bay, please let your visitors know the requirements of PAYT tags. Remember, red lid bins without tags won't be emptied!



Where can I get a PAYT tag?

You can purchase your pre-paid PAYT tags from Council's library and service centres plus most supermarkets. The recommended retail price is \$4.30 for each tag.

For a full list of retailers visit kerbsidecollective.co.nz/payt



PAYT tag tips

If your *PAYT tag isn't attached properly, your bin won't be emptied.



1. Write

Write your address on the tag.



2. Feed

Feed B end through **both** the black and red handles on side of bin.



3. Open

Open the cut at B and feed A end though.



4. Lock

Lock your tag in position at C and place the bin facing the kerbside by 7am on collection day.

Don't



1. **Don't** loop through only one handle.
2. **Don't** reuse tags.
3. **Don't** overfill bin.
The lid will blow open and tear the tag.

PAYT tag troubles

When your bin is emptied, a correctly fixed tag will break off and fall into the truck.

Frequently asked questions

Why is Council doing this service?

A Council provided kerbside rubbish and recycling service encourages all households to participate in waste reduction, resulting in less household waste going to landfill, as proven by other councils in New Zealand who have successfully adopted this system.

Does the service include greenwaste collection?

No, greenwaste is not included in Council's kerbside collection. Options may be available at a later date to provide such a service.

Where will the collected material go?

Council considered various local vendors and options, with advice from EnviroWaste.

Here is a simplified list of where different items will be sent to:

- **Glass bottles and jars** - via Visy Recycling NZ to O-I Glass NZ in Auckland;
- **Tins and cans** - to a local scrap metal dealer;

- **Paper and cardboard** - onshore at OJI Fibre Solutions;
- **Food waste** - Hampton Organics composting facility;
- **Plastics** - will be recycled onshore with various local contractors. Some plastics will also be recycled offshore;
- **Residual Rubbish** - Hampton Downs landfill in North Waikato.

Will \$149 or \$98 be added to my rates? How will this work?

The kerbside recycling collection service (\$149 for a full service or \$98 for a partial service) will be charged through an annual targeted rate - just like libraries and swimming pools - and will be added to your rates invoice. This means that if you don't use the service, you will still be charged.

The rubbish collection service will be charged through our pay-as-you-throw tag you attach to your red lid rubbish bin for collection.


With a pre-paid system, each household is only paying for the rubbish they generate - providing a financial incentive for people to reduce their waste.

Can I opt out? - Why not?

There will not be an opportunity to opt out. The kerbside recycling collection service is rates-funded and bins will be rolled out to each eligible household in the District. If the service is not used you will still be charged for it in your rates, just like libraries, swimming pools etc.

Can I have larger/smaller bins or just use part of the service?

No, households will receive one of two default sets of bins and no additional or larger bins will be available. Households are encouraged to use all the bins provided to minimise their waste. Council's community recycling and greenwaste centres will still be open to receive excess glass and cardboard boxes too big for the kerbside recycling bins.



How much difference has this made?



In the second year of Kerbside Collective we've diverted 3700 tonnes* from landfill.

This is the equivalent of **34 Blue Whales**

Ka pai whānau, let's keep it up!

*from 1 July 2022 projected to 30 June 2023.

Find out more at
kerbsidecollective.co.nz
or 0800 926 732

WBOPDC
KERBSIDE
· COLLECTIVE ·

Download the Antenno app for weekly collection day reminders

